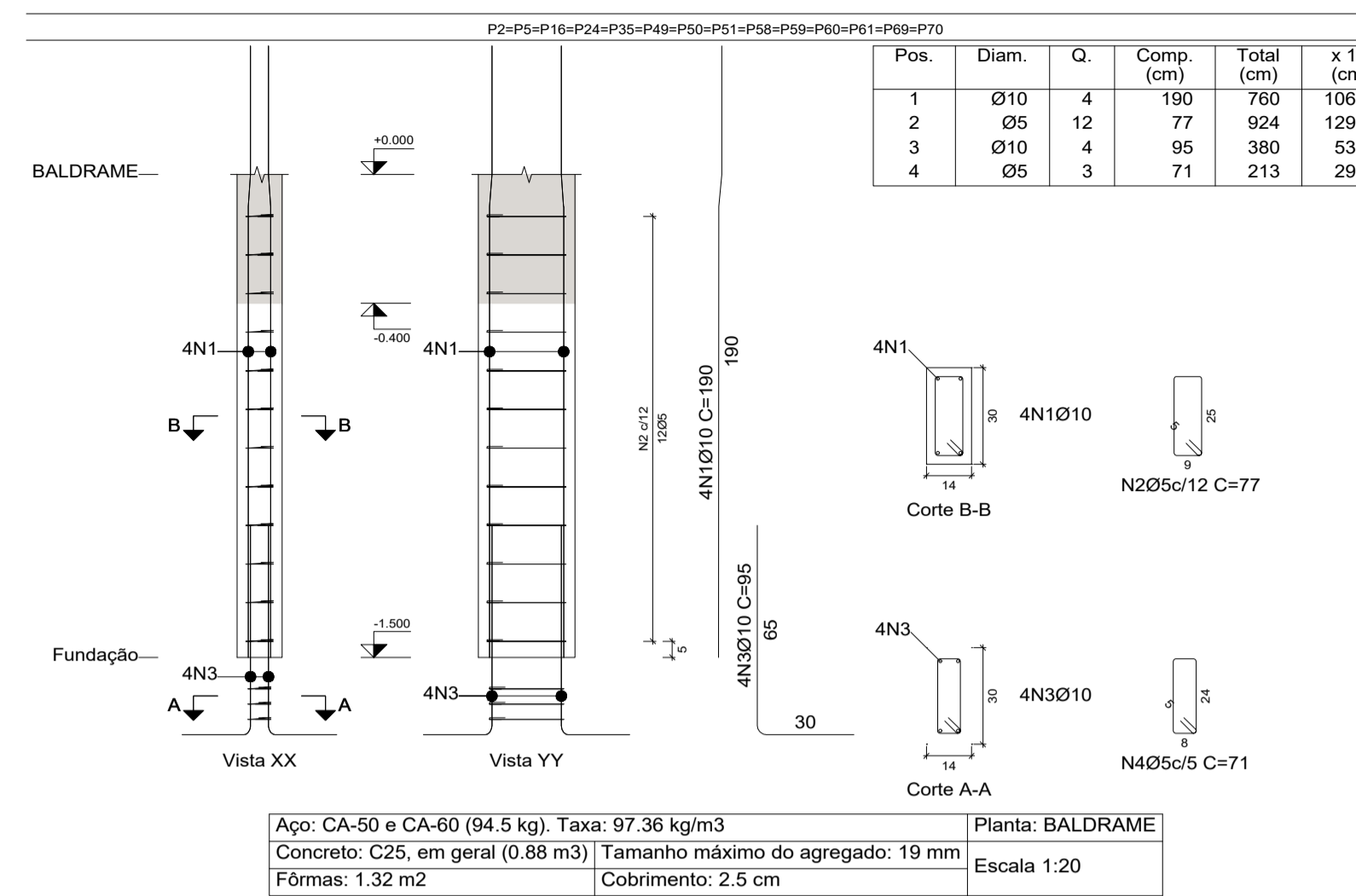
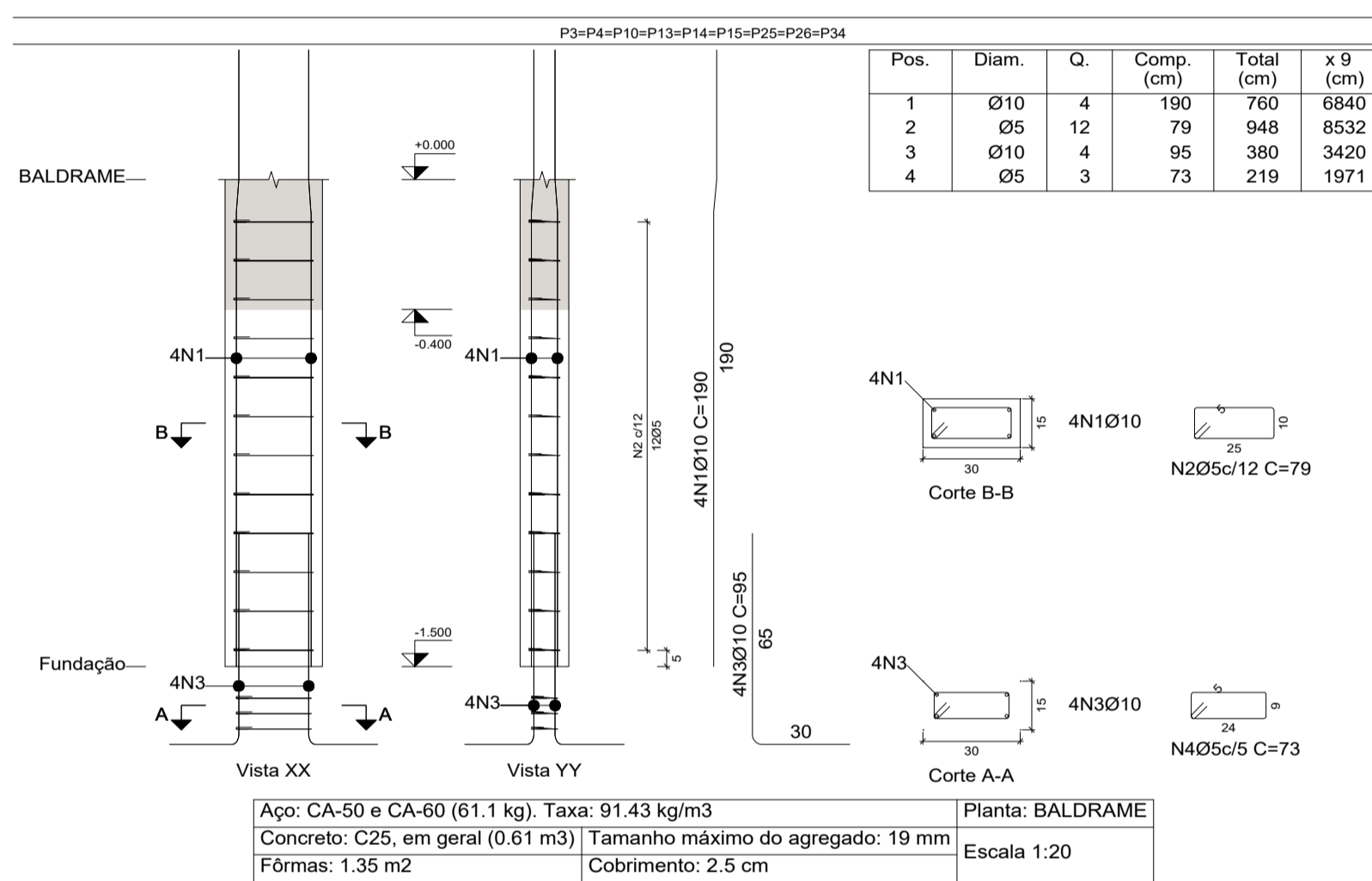


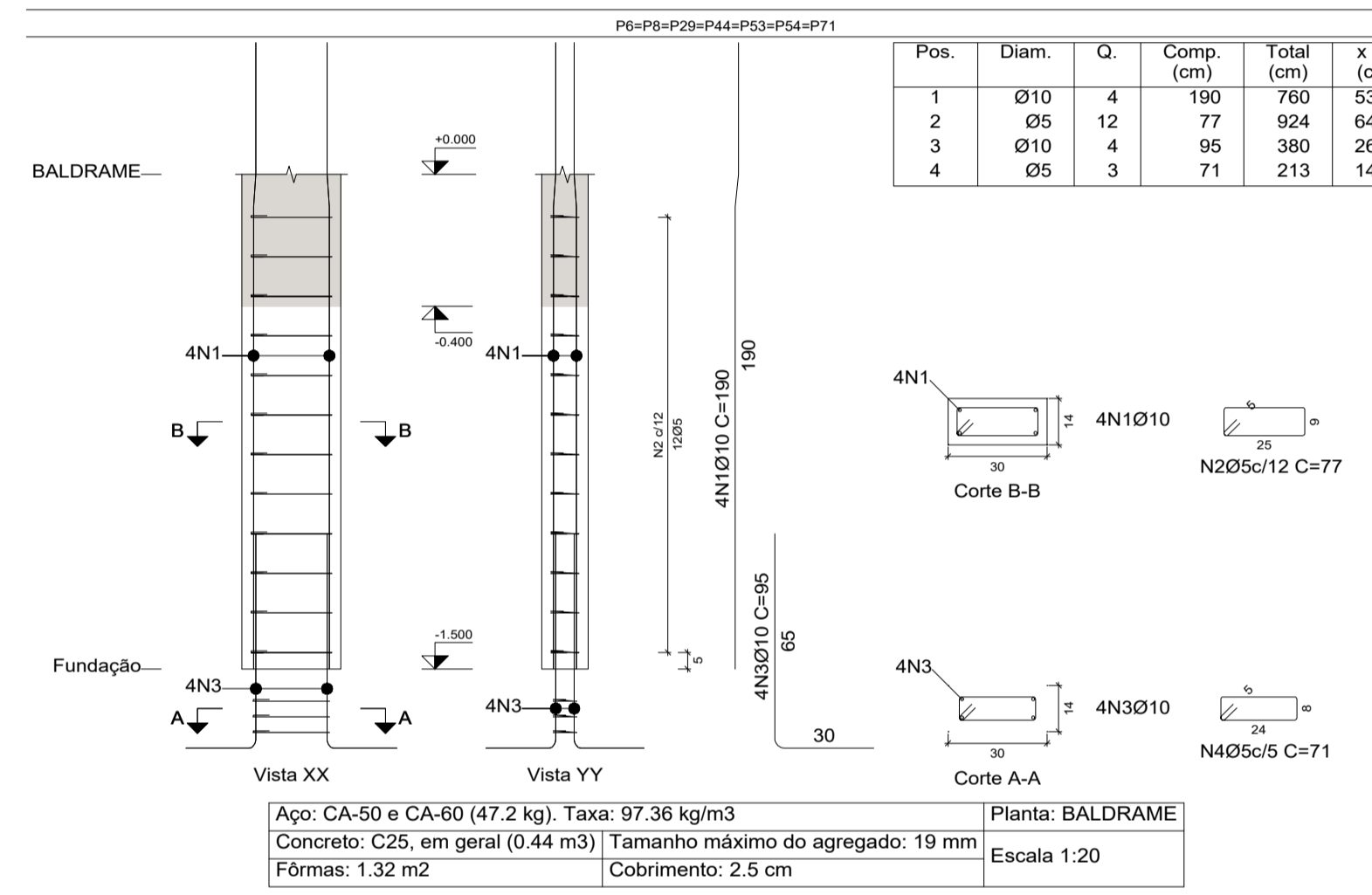
Elemento	Pos.	Diam.	Q.	Esquema (cm)	Comp. (cm)	Total (cm)	CA-50 (kg)	CA-60 (kg)
P1-P12=P17-P21 P31-P40=P41-P42 P63-P72	1	Ø10	4	140 10 40	190	760	4.7	
	2	Ø5	12	15	69	828		1.3
	3	Ø10	4	15	95	380	2.3	
	4	Ø5	3	14	63	189		0.3
Total+10%:							7.7	1.8
(x10):							77.0	18.0
Ø5:							0.0	18.0
Ø10:							77.0	0.0
Total:							77.0	18.0



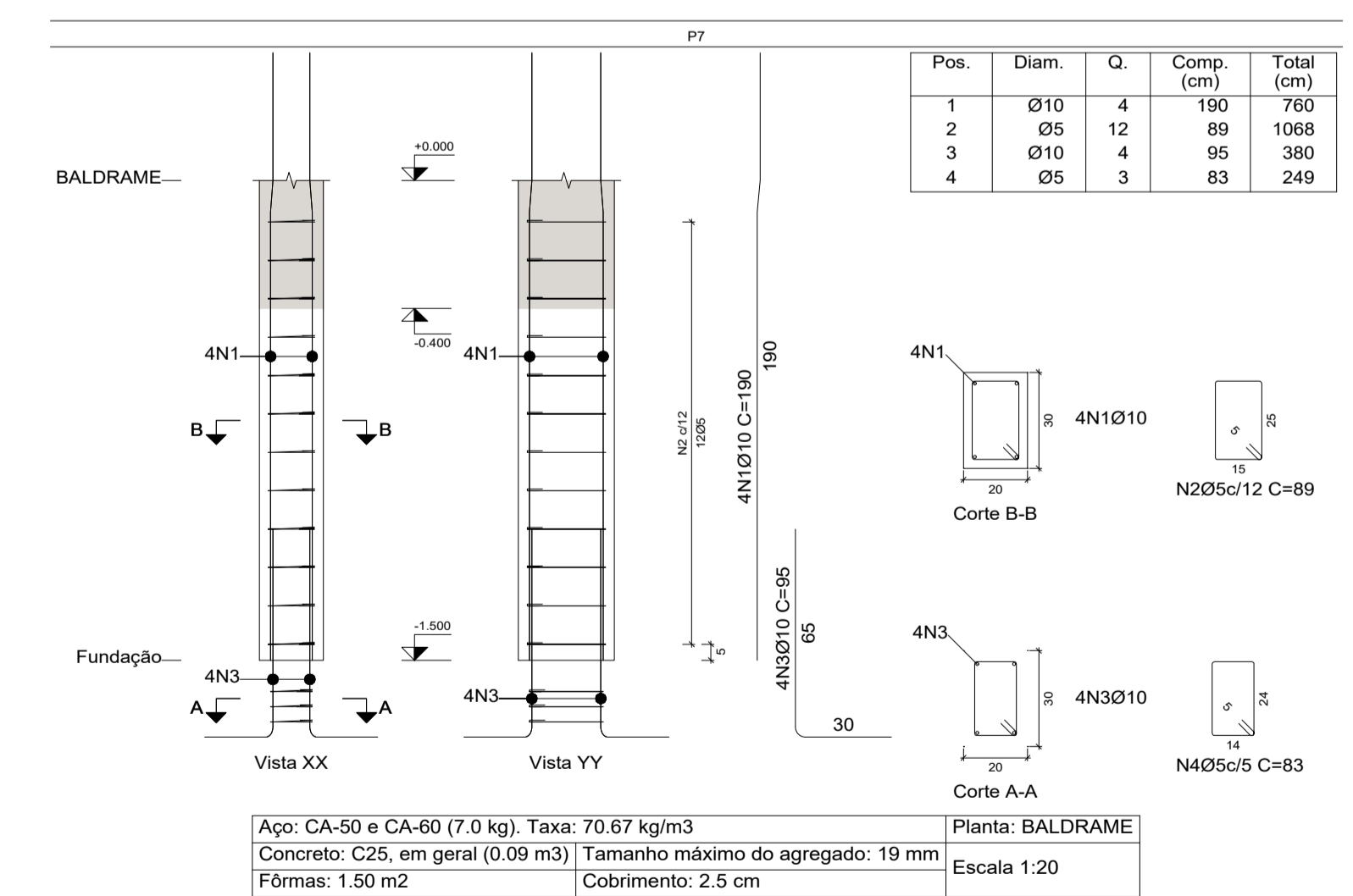
Elemento	Pos.	Diam.	Q.	Esquema (cm)	Comp. (cm)	Total (cm)	CA-50 (kg)	CA-60 (kg)
P2-P5=P16=P24 P35-P49=P50=P51 P58-P59=P60=P61 P69=P70	1	Ø10	4	140 10 40	190	760	4.7	
	2	Ø5	12	15	77	924		1.5
	3	Ø10	4	15	95	380	2.3	
	4	Ø5	3	14	71	213		0.3
Total+10%:							7.7	2.0
(x14):							107.8	28.0
Ø5:							0.0	28.0
Ø10:							107.8	0.0
Total:							107.8	28.0



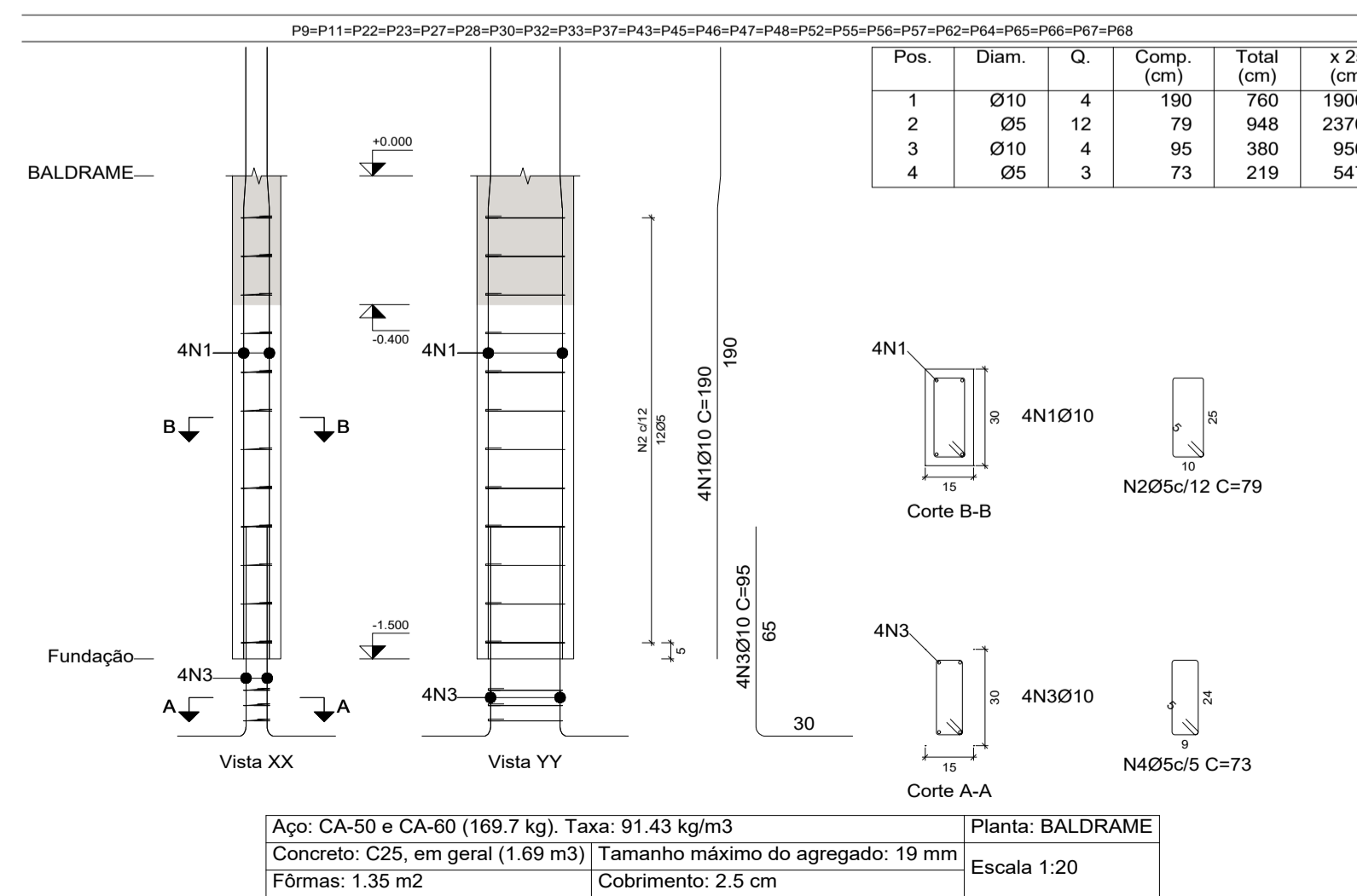
Elemento	Pos.	Diam.	Q.	Esquema (cm)	Comp. (cm)	Total (cm)	CA-50 (kg)	CA-60 (kg)
P3-P4=P10=P13 P14=P15=P25=P26 P34	1	Ø10	4	140 10 40	190	760	4.7	
	2	Ø5	12	25	79	948		1.5
	3	Ø10	4	15	95	380	2.3	
	4	Ø5	3	24	73	219		0.3
Total+10%:							7.7	2.0
(x9):							69.3	18.0
Ø5:							0.0	18.0
Ø10:							69.3	0.0
Total:							69.3	18.0



Elemento	Pos.	Diam.	Q.	Esquema (cm)	Comp. (cm)	Total (cm)	CA-50 (kg)	CA-60 (kg)
P6-P8=P29=P44 P53=P54=P71	1	Ø10	4	140 10 40	190	760	4.7	
	2	Ø5	12	15	77	924		1.5
	3	Ø10	4	15	95	380	2.3	
	4	Ø5	3	24	71	213		0.3
Total+10%:							7.7	2.0
(x7):							53.9	14.0
Ø5:							0.0	14.0
Ø10:							53.9	0.0
Total:							53.9	14.0



Elemento	Pos.	Diam.	Q.	Esquema (cm)	Comp. (cm)	Total (cm)	CA-50 (kg)	CA-60 (kg)
P7	1	Ø10	4	140 10 40	190	760	4.7	
	2	Ø5	12	15	89	1068		1.7
	3	Ø10	4	15	95	380	2.3	
	4	Ø5	3	14	83	249		0.4
Total+10%:							7.7	2.3
(x7):							53.9	14.0
Ø5:							0.0	14.0
Ø10:							53.9	0.0
Total:							53.9	14.0



Elemento	Pos.	Diam.	Q.	Esquema (cm)	Comp. (cm)	Total (cm)	CA-50 (kg)	CA-60 (kg)
P9-P11=P22=P23 P27=P28=P30=P32 P33=P37=P43=P45 P46=P47=P48=P52 P55=P56=P57=P62 P64=P65=P66=P67 P68	1	Ø10	4	140 10 40	190	760	4.7	
	2	Ø5	12	15	79	948		1.5
	3	Ø10	4	15	95	380	2.3	
	4	Ø5	3	14	73	219		0.3
Total+10%:							7.7	2.0
(x25):							192.5	50.0
Ø5:							0.0	50.0
Ø10:							192.5	0.0
Total:							192.5	50.0

P.M.B.M. SECRETARIA MUNICIPAL DE PLANEJAMENTO URBANO

PROJETO DE ENGENHARIA FOLHA: 01/02

DETALHAMENTO PILARETES DA FUNDAÇÃO

DESCRIÇÃO : DETALHAMENTO DE PILARETES DA FUNDAÇÃO DA CRECHE NO BAIRRO VISTA ALEGRE LOTEAMENTO VILLAGE NORTE

PROPRIETÁRIO : PREFEITURA MUNICIPAL DE BARRA MANSÁ

LOCAL : RUA SÃO PEDRO, LOTE A1, LOTEAMENTO VILLAGE NORTE VISTA ALEGRE, BARRA MANSÁ - RJ

TERRENO 8.583,98m²
ÁREA À CONSTRUIR 668,30 m²
TX OCUPAÇÃO 7.78%

ZONA
USO

SELO DE APROVAÇÃO PMBM

COORDENADOR	AUTOR DO PROJETO	DESENHO/MODIFICAÇÕES	DATA
	Eng ^a . Fernanda Cristina Aniceto Alves CREA/RJ - 2019102397	Eng ^a . Fernanda Cristina Aniceto Alves CREA/RJ - 2019102397	13/09/2021
REVISÃO 1	REVISÃO 2	N ° ART/RRT:	
REVISÃO 3	REVISÃO 4	N ° DO PROJETO:	

CARIMBO

APROVAÇÃO SMPU